

Reading Connection

Tips for Reading Success

Beginning Edition

September 2009

Achieving Success Together

Book Picks



Read-aloud favorites

■ *First Day Jitters*




Sarah is nervous about going to a new school. She's worried that it will be hard and she won't know anyone. But finally, she gets out of bed and goes off to school. Readers will be surprised by Julie Danneberg's ending—students aren't the only ones with jitters on the first day!

■ *The Apple Pie That Papa Baked*

In Lauren Thompson's story, a father bakes a special treat for his daughter. He picks apples ("juicy and red") to put in a pie ("warm and sweet"). When it's ready, they share the dessert with their animal friends beneath an apple tree.

■ *Ruben's Rainbow/ El arco iris de Ruben*



Everything in Ruben's world is black and white. Then one day, a rainbow appears in the sky. Ruben captures it in his hat, takes it home, and uses it to color his world. A book in English and Spanish by Carlos Harrison.

■ *The Best Place to Read*

A boy gets a new book and searches for the perfect reading spot. His own chair is too small, and his brother's beanbag chair has sprung a leak. In the end, he finds the most comforting place of all. A sweet story by Debbie Bertram and Susan Bloom.



I'm a reader!

Jaclyn recognizes the name of her favorite cereal. Ben is starting to sound out words in stories. And Keisha is reading books with chapters.

What do these youngsters have in common? They're all readers! Build your child's confidence and make reading fun with these tips.



Find familiar words

Show your youngster that she can read—chances are she knows more words than she realizes. Ask her to read signs (Stop, Exit) while you're out. When you read a book aloud, choose a word you're sure she knows (ball, cat), and ask her to point to it and say it aloud.

Look for new words

Cheer your child on when she sees unfamiliar words. If she tries one but gets

it wrong, say what she did right before you correct her. *Example:* "It does start just like *coat*! But *coat* ends with *t*—that word is *cook*."

Read challenging books

If your youngster is reading books that seem too easy (she knows every word instantly), help her move on to more advanced ones. Two nights in a row, read her a book with harder words. On the third night, ask her to take turns reading the sentences with you. ♥

Involved in learning

Would you like to know what your child learns in school each day? Here are some ways to find out:

- Ask your youngster to name a book the teacher read and tell you all about it.
- Have your child read you a story he wrote. Ask him questions like "Where did you get the idea?" or "Who does the main character remind you of?"
- Each day, help him write a sentence on a poster board titled "What I Learned Today." *Example:* "Raccoons stay awake at night." At the end of the year, he'll be surprised by all that he knows. ♥



Writing at home

Children learn to write more easily when they see their parents writing. Fortunately, it's easy to make writing part of your daily routine. Try these ideas.

1. Write in front of your child.

Let your youngster see you write for many reasons. Have him watch while you pay bills or write instructions for a babysitter. If you need to remember something, say, "I'm going to write a note to myself ('Make eye doctor appointment')."



2. Write with your child. Ask him to help you with everyday writing. For example, if you're making a shopping list, have him write the first letter of each word ("p" for "potatoes"). Then, you can finish the words.

3. Ask your child to write. He might write a thank-you note for a birthday gift or jot down his activities on the family calendar. When you order carryout food, he could write down everyone's order. ♥




Storytelling time

Your child can build storytelling skills as she learns to put story events in order. Here's how.

First, have her think of something fun your family did recently (had a picnic).

Then, she can make a "story pole" to use while she tells her story. Help her cut a sheet of construction paper into four horizontal strips. On



each piece, she can draw a picture of the event (basket of food, people eating on a blanket, a badminton game, a car driving home).

Let her tape the pictures, in the order the events happened, around a paper towel tube. Now it's time to tell her story! Encourage her to point to the pictures on her pole and to add details as she talks. She might describe the foods you ate, the weather that day, or the scenery at the park. ♥

Q&A Stocked for learning

Q We're on a limited budget. What supplies should I have at home to help my daughter with reading and writing?

A Books are the best things you can give a youngster who is learning to read and write. Fortunately, they're free at the public library and don't cost a whole lot at used book stores and yard sales. Or family and friends might be willing to pass on books that older children have outgrown.

Also, keep paper and pencils around so your child can practice writing. You can save money by buying these supplies in bulk. And remind your youngster to use both sides of the paper—it will last longer, and it's better for the environment.

Birthdays and holidays are a good time to add to your child's supplies. You might suggest that relatives get her books, a children's dictionary, magnetic letters, alphabet stamps, colored pencils, or different kinds of paper. ♥



Parent to Parent


Letter-of-the-week box

My youngster's class studies a different letter every week. He loves to find objects that start with each letter, so we decided to make a box where he can keep them.

I gave him a shoe box, and he decorated it with letters and stickers. Throughout the week, he puts items inside that begin

with the letter he is learning. For B, he added a baseball, a button, and a toy beetle. When we saw a beehive outside, he drew a picture of it since he couldn't keep it.

Recently, I added a sheet of paper to the box. On it, my son writes the names of the things he collects. At the end of each week, we empty the box so it's ready for the next letter. ♥



OUR PURPOSE

To provide busy parents with practical ways to promote their children's reading, writing, and language skills.

Resources for Educators,
a division of Aspen Publishers, Inc.
128 N. Royal Avenue • Front Royal, VA 22630
540-636-4280 • rfeustomer@wolterskluwer.com
www.rfeonline.com
ISSN 1540-5648